















# Fireball Class World Championship 2011 sponsored by Dubarry



















## Sligo Yacht Club











### Overall

Sailed: 9, Discards: 2, To count: 7, Entries: 59, Scoring system: Appendix A

Rank	SailNo	HelmName	CrewName	Nat	R1	R2	R3	R4	R5	R6	R7	R8	R9	Total	Nett
1st	15036	Matt Burge	Richard Wagstaff	 GBR	1.0	1.0	1.0	(60.0 OCS)	(60.0 BFD)	6.0	2.0	4.0	1.0	136.0	16.0
2nd	15041	Tom Gillard	Sam Brearey	 GBR	(60.0 BFD)	(3.0)	3.0	2.0	2.0	1.0	3.0	2.0	3.0	79.0	16.0
3rd	15045	David Wade	Simon Potts	 GBR	8.0	(16.0)	2.0	3.0	(60.0 BFD)	2.0	1.0	1.0	2.0	95.0	19.0
4th	14801	Jonny McGovern	Max Capener	 GBR	2.0	2.0	4.0	7.0	7.0	4.0	(14.0)	11.0	(60.0 DNC)	111.0	37.0
5th	15031	Alex Taylor	Richard Anderton	 GBR	(60.0 BFD)	9.0	(11.0)	8.0	1.0	7.0	6.0	3.0	4.0	109.0	38.0
6th	15062	Ben Schulz	Philip Bowley	 AUS	(60.0 DNF)	(21.0)	6.0	1.0	3.0	12.0	5.0	5.0	6.0	119.0	38.0
7th	14954	Alan Krailing	Tim Saunders	 GBR	(15.0)	4.0	7.0	5.0	5.0	3.0	7.0	9.0	(15.0)	70.0	40.0
8th	15020	Vince Horey	Andy Thompson	 GBR	(60.0 BFD)	14.0	5.0	4.0	(60.0 BFD)	10.0	4.0	8.0	7.0	172.0	52.0
9th	15065	Tim Rush	Richard Pepperdine	 GBR	5.0	6.0	8.0	(27.0)	8.0	15.0	16.0	12.0	(60.0 BFD)	157.0	70.0
10th	15061	Noel Butler	Stephen Oram	 IRL	3.0	(25.0)	9.0	11.0	(14.0)	14.0	10.0	13.0	12.0	111.0	72.0
11th	15056	Martyn Lewis	Richard Byrne	 IRL	13.0	13.0	(60.0 BFD)	(14.0)	4.0	9.0	13.0	6.0	14.0	146.0	72.0
12th	15058	Kenneth Rumball	Seamus Moore	 IRL	14.0	12.0	12.0	9.0	10.0	(20.0)	(20.0)	14.0	5.0	116.0	76.0
13th	14981	Simon McGrotty	Tony Fitzgerald	 IRL	(25.0)	(19.0)	10.0	13.0	12.0	5.0	8.0	16.0	17.0	125.0	81.0
14th	14941	Darian Scott	Andy Scott	 GBR	12.0	10.0	17.0	(19.0)	9.0	8.0	19.0	7.0	(60.0 DNC)	161.0	82.0

15th	14917	Remy Thuillier	Loic Berthelot	 FR A	7.0	15.0	13.0	12.0	(19.0 )	13.0	9.0	(23.0 )	19.0	130.0	88.0
16th	15015	Martin Peculier	Cantona Nouel	 FR A	(60.0 BFD)	5.0	21.0	15.0	(24.0 )	16.0	15.0	18.0	9.0	183.0	99.0
17th	14976	Stuart Hydon	Nigel Spurr	 GB R	20.0	(24.0 )	14.0	16.0	17.0	(26.0 )	11.0	15.0	10.0	153.0	103.0
18th	14820	Barry McCartin	Conor Kinsella	 IRL	11.0	17.0	18.0	20.0	13.0	(24.0 )	12.0	(25.0 )	13.0	153.0	104.0
19th	15070	Phillip Popple	Doug Shore	 GB R	16.0	7.0	(23.0 )	18.0	15.0	21.0	23.0	(26.0 )	18.0	167.0	118.0
20th	14809	Jaroslav Verner	Jakub Napravnik	 CZ E	10.0	11.0	29.0	(60.0 OCS )	(60.0 BFD)	17.0	17.0	31.0	8.0	243.0	123.0
21st	14907	Guy Tipton	Matthew King	 CA N	9.0	8.0	19.0	(60.0 OCS )	20.0	(29.0 )	28.0	21.0	21.0	215.0	126.0
22nd	14894	Chris Owen	Steve Jobson	 GB R	24.0	22.0	15.0	21.0	(26.0 )	(42.0 )	26.0	20.0	16.0	212.0	144.0
23rd	14508	Joerg Nolle	Roger Leeman	 GE R	21.0	28.0	25.0	17.0	(60.0 BFD)	23.0	27.0	10.0	(60.0 DNC )	271.0	151.0
24th	15066	Mark Maskell	Nigel Sheppard	 GB R	27.0	29.0	(34.0 )	22.0	16.0	11.0	24.0	22.0	(60.0 DNC )	245.0	151.0
25th	14934	Andrew Boyle	Brian Flahive	 IRL	4.0	18.0	28.0	30.0	23.0	30.0	22.0	(34.0 )	(60.0 DNC )	249.0	155.0
26th	15024	Joe Jospe	Thomas Egli	 CA N	18.0	38.0	16.0	24.0	11.0	28.0	25.0	(60.0 DNC )	(60.0 DNC )	280.0	160.0
27th	14990	Owen Laverty	Ed Butler	 IRL	28.0	(44.0 )	26.0	25.0	27.0	25.0	(29.0 )	19.0	11.0	234.0	161.0
28th	14977	Jonathan Carter	Gareth Wilkinson	 GB R	19.0	23.0	20.0	26.0	18.0	32.0	(34.0 )	28.0	(60.0 DNC )	260.0	166.0
29th	14799	Claude Mermod	Ruedi Moser	 SUI	(60.0 DNS )	(60.0 DNS )	60.0 BFD	6.0	6.0	22.0	21.0	35.0	20.0	290.0	170.0
30th	14973	Pascal Anselmo	Jean Robillard	 FR A	26.0	27.0	24.0	33.0	21.0	(37.0 )	31.0	17.0	(60.0 DNC )	276.0	179.0
31st	14430	Hannah Showell	Barry Smith	 GB	6.0	31.0	(37.0 )	(39.0 )	32.0	31.0	35.0	27.0	22.0	260.0	184.0

				R											
32nd	14807	Graeme Grant	Hugh Butler	 IRL	23.0	33.0	22.0	10.0	(60.0 DNS)	19.0	18.0	(60.0 DNC)	60.0 DNC	305.0	185.0
33rd	14937	Mick Creighton	Cillian Magee	 IRL	17.0	37.0	(48.0 )	32.0	22.0	35.0	30.0	24.0	(60.0 DNC)	305.0	197.0
34th	14790	Diane Kissane	Finbar Bradley	 IRL	30.0	26.0	(60.0 BFD)	23.0	33.0	18.0	33.0	36.0	(60.0 DNC)	319.0	199.0
35th	14748	Jonathan Evans	Aidan Caulfield	 IRL	(50.0 )	(48.0 )	30.0	34.0	31.0	38.0	36.0	32.0	23.0	322.0	224.0
36th	14713	Frank Miller	Grattan Donnelly	 IRL	22.0	42.0	32.0	(60.0 DNF)	25.0	40.0	37.0	29.0	(60.0 DNC)	347.0	227.0
37th	14945	Steve Patten	Brian Aldgate	 GBR	38.0	(50.0 )	36.0	38.0	35.0	(44.0 )	39.0	33.0	24.0	337.0	243.0
38th	15022	John Manson	Ivan Fraser	 GBR	41.0	52.0	27.0	29.0	29.0	36.0	32.0	(60.0 DNC)	(60.0 DNC)	366.0	246.0
39th	14755	David Ryder	Michelle Ryder	 GBR	32.0	32.0	38.0	35.0	34.0	41.0	45.0	(60.0 DNC)	(60.0 DNC)	377.0	257.0
40th	14921	Maja Suter	Thomas Boehm	 SUI	39.0	46.0	(49.0 )	37.0	30.0	(49.0 )	48.0	40.0	26.0	364.0	266.0
41st	14754	Ben Scallan	David Fitzgerald	 IRL	42.0	39.0	(60.0 BFD)	31.0	28.0	52.0	44.0	30.0	(60.0 DNC)	386.0	266.0
42nd	14775	Neil Colin	Margaret Casey	 IRL	29.0	35.0	51.0	41.0	39.0	34.0	40.0	(60.0 DNC)	(60.0 DNC)	389.0	269.0
43rd	15063	Mianne Erne	Clay Poulson	 SUI	45.0	41.0	45.0	(60.0 DNF)	(60.0 DNF)	43.0	41.0	39.0	25.0	399.0	279.0
44th	14939	Ben Malone	Matthew Bennion	 IRL	37.0	34.0	41.0	46.0	38.0	46.0	49.0	(60.0 DNC)	(60.0 DNC)	411.0	291.0
45th	14691	Louise McKenna	Hermine O'Keefe	 IRL	33.0	36.0	44.0	36.0	(60.0 DNF)	48.0	(60.0 DNC)	37.0	60.0 DNC	414.0	294.0
46th	14938	Niall McGrotty	Neil Cramer	 IRL	43.0	20.0	43.0	(60.0 DNF)	43.0	27.0	(60.0 DNF)	60.0 DNC	60.0 DNC	416.0	296.0
47th	15007	Louis Smyth	Cormac Bradley	 IRL	31.0	54.0	31.0	28.0	(60.0 DNF)	39.0	(60.0 DNF)	60.0 DNC	60.0 DNC	423.0	303.0
48th	14623 / 14407 / 14740	Ian O'Gorman	Glen Fisher	 IRL	49.0	49.0	40.0	40.0	40.0	47.0	42.0	(60.0 DNC)	(60.0 DNC)	427.0	307.0
49th	14853	Ladislav	Jiri		40.0	56.0	50.0	(60.0 )	36.0	33.0	38.0	(60.0 )	60.0	433.0	313.0

		Vomacko	Gemperle	CZE				DNF)				DNC)	DNC	0	0
50th	14854	Cariosa Power	Marie Barry	 IRL	36.0	51.0	47.0	44.0	37.0	53.0	46.0	(60.0 DNF)	(60.0 DNC)	434.0	314.0
51st	14877	Cearbhaill Daly	Martina Michels	 IRL	52.0	43.0	42.0	43.0	41.0	54.0	47.0	(60.0 DNC)	(60.0 DNC)	442.0	322.0
52nd	14916	John Jerrard-Dunne	Matt Barnes	 IRL	34.0	40.0	35.0	45.0	(60.0 DNF)	(60.0 DNC)	60.0 DNC	60.0 DNC	60.0 DNC	454.0	334.0
53rd	14781	Jonathan Nicholson	Vivian Bessler	 IRL	48.0	55.0	33.0	42.0	42.0	(60.0 DNF)	(60.0 DNC)	60.0 DNC	60.0 DNC	460.0	340.0
54th	14765	Gavin Doyle	Richard Franck	 IRL	35.0	30.0	52.0	(60.0 DNF)	(60.0 DNF)	45.0	60.0 DNC	60.0 DNC	60.0 DNC	462.0	342.0
55th	14706	Patrick Hughes	Aine O'Gara	 AUS	47.0	47.0	46.0	(60.0 DNF)	(60.0 DNF)	50.0	60.0 DNC	38.0	60.0 DNC	468.0	348.0
56th	14872	Barbara Newson	Guy Newson	 GB R	51.0	45.0	39.0	(60.0 DNF)	(60.0 DNF)	51.0	43.0	60.0 DNS	60.0 DNC	469.0	349.0
57th	14865	Mary Chambers	Brenda McGuire	 IRL	46.0	53.0	(60.0 DNF)	(60.0 DNF)	60.0 DNF	56.0	60.0 DNC	60.0 DNC	60.0 DNC	515.0	395.0
58th	15060	Beth Armstrong	Peter Armstrong	 IRL	44.0	57.0	(60.0 DNF)	(60.0 DNF)	60.0 DNF	55.0	60.0 DNF	60.0 DNC	60.0 DNC	516.0	396.0
59th	14595	Brian O'Neill	Una l'Estrange	 IRL	(60.0 DNS)	(60.0 DNS)	60.0 DNS	60.0 DNS	60.0 DNS	60.0 DNC	60.0 DNC	60.0 DNC	60.0 DNC	540.0	420.0